

# COVID-19 Vaccines for Wisconsin Residents

Updated: 3/24/2021

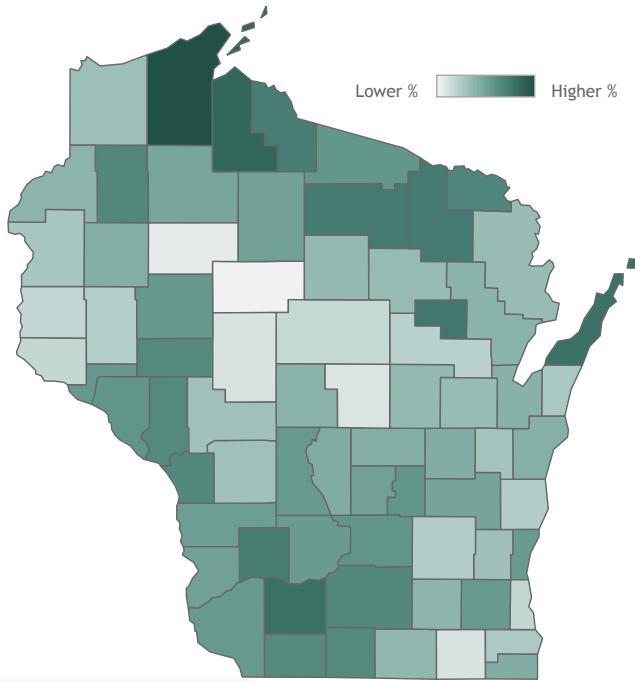
HERC region data

See data for:

- Residents who have received at least one dose
- Residents who have completed the vaccine series

## Percent of Wisconsin residents who have completed the vaccine series by county

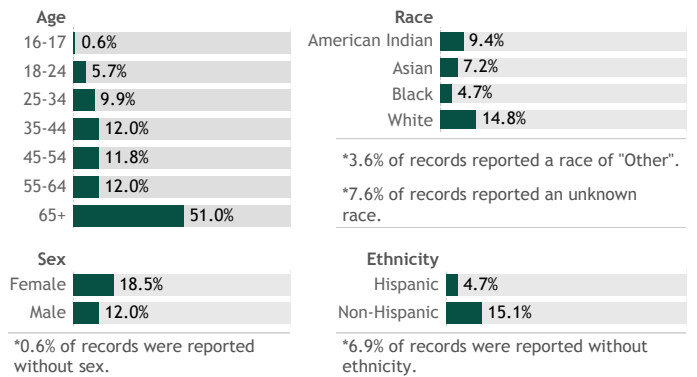
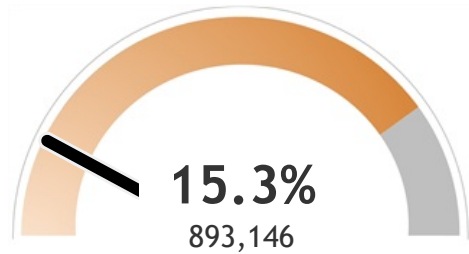
Click a county to filter data



© 2021 Mapbox © OpenStreetMap

## Percent of Wisconsin residents who have completed the vaccine series

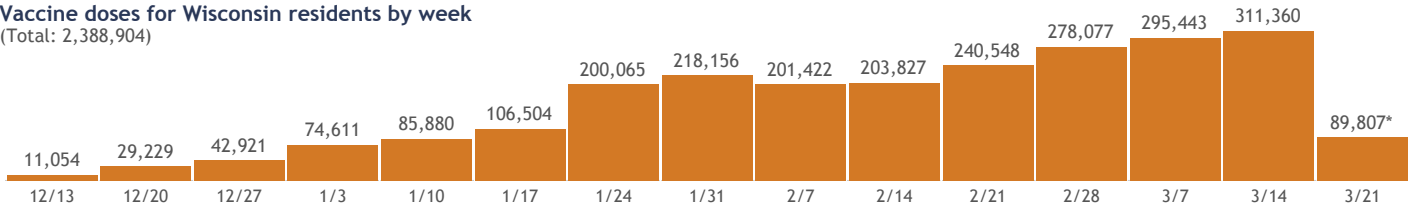
The **orange** represents the population for whom the vaccine is authorized. The **gray** indicates the population under 16 years of age for whom the vaccines are not authorized.



[View more data on racial and ethnic disparities in Wisconsin](#)

## Vaccine doses for Wisconsin residents by week

(Total: 2,388,904)



\*Current week may be incomplete.